

1110

Horizontal Slider

Horizontal Sliding Windows Milgard Aluminum Window

1110
SERIES
ALUMINUM



The 1110 Series Sliding Window is designed and engineered to combine a streamlined appearance with long term durability. The 3/4" overall glazing provides insulating value. Specially designed roller and security features assure trouble free operation and easy to use, positive locking. The window offers alternatives in glass for energy efficiency plus frame and grid color options for virtually any architectural need, including residential, light commercial and retrofit.

Milgard's Aluminum windows, doors, and skylights carry a Full Lifetime Warranty to the original single family homeowner covering both materials and labor. The Milgard Full Lifetime Warranty is fully transferrable up to 10 years. For complete warranty details visit milgard.com

Commercial, apartment, multi-family, and co-housing projects are covered by a 10-year warranty from date of manufacture, covering materials and labor, including the glazing unit.

Horizontal Sliding Windows Milgard Aluminum Window

1110
SERIES
ALUMINUM

CONFIGURATIONS

The 1110 Series is designed as an inside slider (the sliding panel or "vent" slides inside the stationary panel). For the vent to open completely, there must be at least an equal size adjacent stationary panel. Horizontal Sliders can be used alone or combined with picture, gable or radius windows for vent below and vent above options.

COMPONENTS

FRAME

Frame components are made from 6063-T5 aluminum alloy with a structural wall thickness of .060", and non-structural wall thickness of .050". The frame is available in clear and bronze anodized finishes with a standard .4" mil coating thickness, and white baked enamel finish.

The 1110 Series is designed for clean lines and high visual appeal with maximum glass exposure. Wide screw spacing on the mechanically joined corners ensure a rigid connection with a consistent dimension. Corners are sealed for added protection from the weather. The standard frame is 2 1/16" in width.

NAIL-ON FIN

An integral nailing fin extends 1" around the perimeter of the standard frame and is used to attach the window into the rough opening. The fin is scored for complete removal for retrofit/wood stop installations. The fin is setback 1 from the exterior edge of the frame.

WEEP SYSTEM

Split sill construction and baffled, hidden weep holes drain water from the track. The unique sill design greatly reduces the occurrence of "blow back", or water seeping to the inside caused by a combination of wind and rain.

GLAZING MATERIAL

AAMA approved glazing tape adheres glass to the fixed and vent frame and seals and cushions the glass. Rigid vinyl setting blocks are used to support the unit above the sill, preventing glass slippage and glass-to-metal contact. Extruded vinyl glazing (snap-in) bead is applied around the exterior edge. The vent panel utilizes a "Ushaped" vinyl channel designed to seal the unit and cushion the glass from the frame.

GLASS

Glass options are available in 3/4" overall insulating units in clear, tinted, reflective, obscure, Low-E, and safety glass. Other specialty glass is available upon request. (See Glass Section for types and description.)

VENT PANEL

The vent is engineered for the thickness and weight of insulating glass. It's roller assembly rides on a monorail track for easy operation and durability. This raised track in the frame sill helps keep the vent operation free from interference by foreign particles that may collect in the sill.

WEATHERSTRIPPING

Silicone treated, water repellent polypropylene fin seal weatherstripping provides a durable, weather tight seal. This weatherstripping is installed in an integral, continuous keyway around the entire perimeter of the vent panel.

ROLLER ASSEMBLY

Self-lubricating, wear resistant, dual nylon rollers provide flexible, freewheeling, smooth and silent operation. Rollers are engineered for reduction of friction and elimination of torque on the vent frame. Prevention of metal-to-metal contact eliminates unsightly wear marks on the monorail track. Roller housings without rollers are installed in the vent top to serve as guides.

LOCKING ASSEMBLY

An automatic, spring-loaded, positive lock is located on the vent lock stile and secures to the vertical meeting rail. The aluminum handle is adjustable to any desired height. When the window is fully closed it will lock automatically.

SCREEN

Screen frames are aluminum, finished with three coats of color matched baked polyester for long term durability. Tension springs are integrated in the screen frame for a secure fit and easy installation from inside or outside. The screen material is an attractive, low maintenance gray fiberglass mesh.

OPTIONS

Available options include:

GRIDS

Available in 5/8" standard or 1-1/16" sculptured aluminum profiles sealed between panes.

SPACER

Spacer available in a standard clear finish or optional bronze or champagne finish in the airspace of the insulating glass units. PGG Intercept™ warm-edge steel spacer available in certain regions. Contact your Milgard representative for spacers used in your area.

GLASS

Refer to Glass Section

STUCCO FIN

1 3/8" fin setback. Check with local branch for availability.



Horizontal Sliding Windows Milgard Aluminum Window

1110
SERIES
ALUMINUM

COLORS

Check with local branch for color options and availability.

TEST STANDARDS

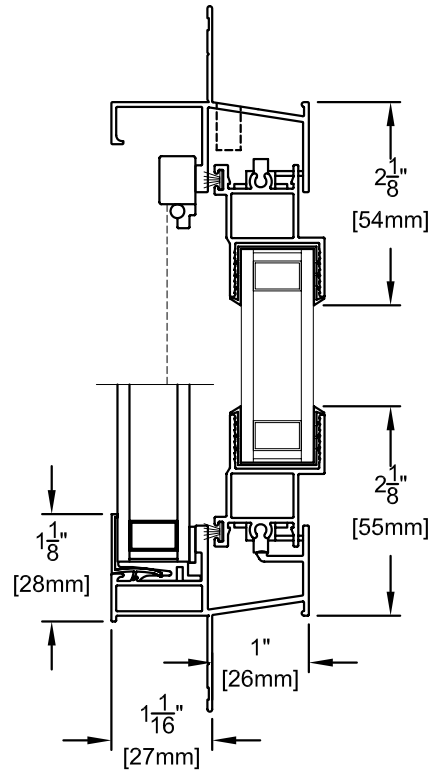
See Test Data Section

CAUTION: The use of petroleum based fuels or solvents as release agents in stucco wall installations or glass cleaning will chemically attack materials used in seals and other components, and voids the Milgard Full Lifetime Warranty. The use of wax based release agents is recommended.

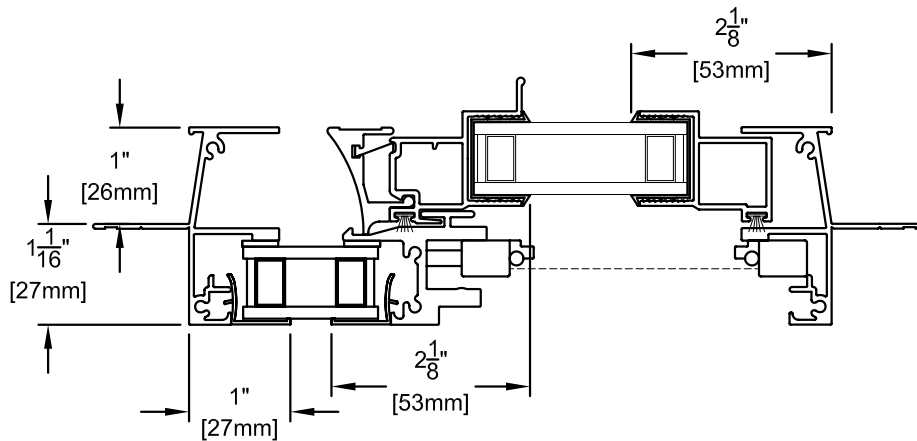
Expanding foam for insulation purposes should not be used. Non-expanding foam or loose packed batt insulation is recommended.

1110H Aluminum Assembly Drawing

1110
SERIES
ALUMINUM



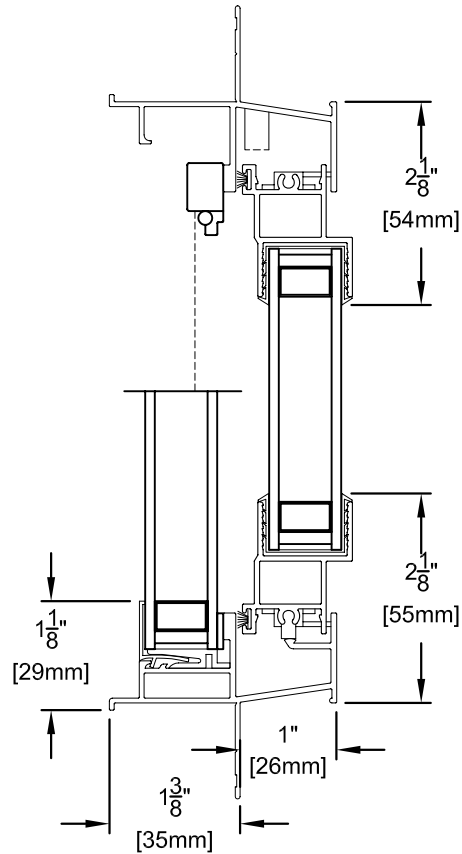
Vertical View



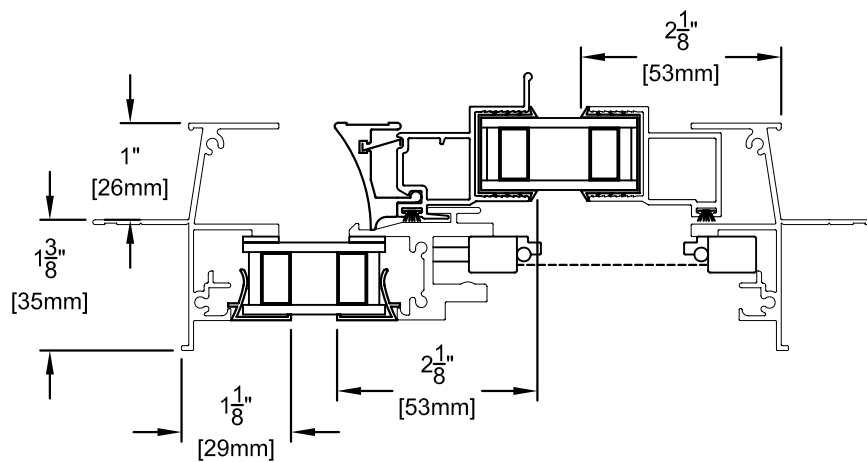
Horizontal View

1110SH Aluminum Assembly Drawing

1110
SERIES
ALUMINUM



Vertical View



Horizontal View

Scale: 6" = 1' (1/2 scale)

Due to continual product research and development, details may be changed at any time. ©2009
Products shown are not available at all locations – confirm availability with your local Milgard representative.

1110-6
APRIL 2009